

Stair and Landing Requirements Straight Stairs

Name: _____

Address: _____

Phone: _____

USE: Indoor Outdoor Both

Occupant: _____ Wt. _____



PT-U



PT-S


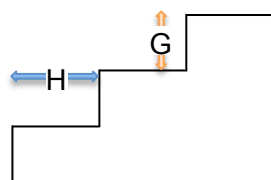


PT-A

Model: PT-U Clamp size 10" - 15" 12.2" - 19.5" 13.4" - 21.8"

PT-S 19.88" 15" (No Armrest)

PT-A Wheelchair Type _____



Required Dimensions:

Please take the time to measure your openings and stair dimensions so we can correctly determine the right model for you. Be as accurate as possible in your measurements. If Liftkar will be used on a porch, please include porch landing and exit door measurements. These can be written in the additional comments section on the next page.

A = Distance from base landing to the base of stairs _____ inches

B = Width of staircase including base molding _____ inches

C = Depth of 1st landing including base molding _____ inches

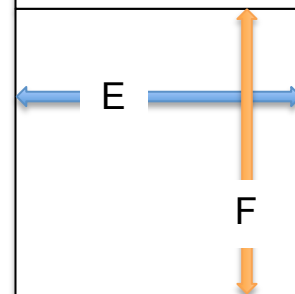
D = Width of landing including base molding _____ inches

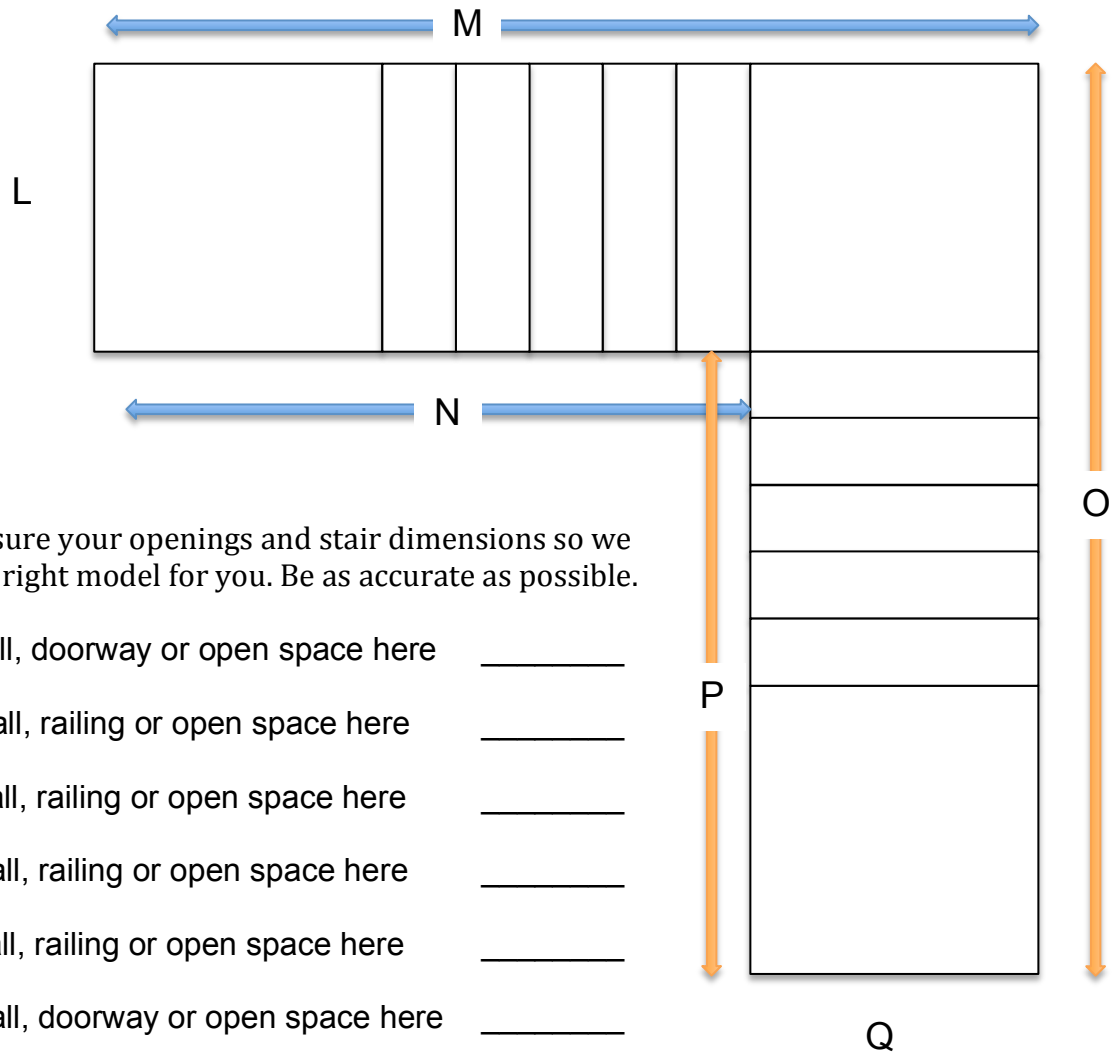
E = Depth of any additional landing including base molding _____ inches

F = Width of any additional landing including base molding _____ inches

G = Height of stairs (not to exceed 8.25 inches) _____ inches

H = Depth of stairs (minimum depth is 6 inches) _____ inches





Required Dimensions:

Please take the time to measure your openings and stair dimensions so we can correctly determine the right model for you. Be as accurate as possible.

L = Indicate if there is a wall, doorway or open space here _____

M = Indicate if there is a wall, railing or open space here _____

N = Indicate if there is a wall, railing or open space here _____

O = Indicate if there is a wall, railing or open space here _____

P = Indicate if there is a wall, railing or open space here _____

Q = Indicate if there is a wall, doorway or open space here _____

Please include pictures of stairs, landings and openings.

Additional Comments: